

Auto & S.I

Automation Engineering –
Machinery . Electronic. IT S.I

Auto Glue Machine



Auto & S.I

URL : www.autonsi.com

Mob : +84-090-8485-290

E-mail : jacky0809@hanmail.net

Printed 2017.1

AUTO GLUE MACHINE

**SPRAY
HOT MELT**



Gluing Machine

글루머신 (수성본드 , 일부 유성 본드)



Video

<https://www.youtube.com/watch?v=ZeIcX-dJsf0>

- It is a high-performance equipment which is developed by our own company. By adopting international advanced **CNC technology**, it's very **easy to operate**. Widely be used in leather shoes, sport shoes, leather out-sole, rubber out-sole, bags, wallets, gloves and exercise equipments ect.
- It can **apply the solvent glue at ATS-6080** and **Water glue**.
(Nanppao - SR1066 / Henkel - 7500TF)

Model	ATS-C6080
Type	Air Spray Glue
Dimension	1200X900X1000MM
Voltage	220V
Working Area	600X800mm
Axis	2 Axis (X, Y)
Working Speed	100mm/sec
Glue Width	8-60mm
Working Precision	0.1mm



Water , Solvent

Gluing Machine

글루머신 (수성본드 , 일부 유성 본드)



Video

<https://www.youtube.com/watch?v=Bjd6hAEnieQ&feature=youtu.be>

- It is a high-performance equipment which is developed by our own company. By adopting international advanced **CNC technology**, it's very **easy to operate**. Widely be used in leather shoes, sport shoes, leather out-sole, rubber out-sole, bags, wallets, gloves and exercise equipments ect.
- It can **apply the solvent glue at ATS-6080** and **Water glue**.
(Nanpao - SR1066 / Henkel - 7500TF)

Model	ATS-C1020
Type	Air Spray Glue
Dimension	2200X1300X1000MM
Voltage	220V
Working Area	1000X2000mm
Axis	2 Axis (X, Y)
Working Speed	100mm/sec
Glue Width	8-60mm
Working Precision	0.1mm



Water , Solvent

Gluing Machine

초간편 운영 타입 (Easy Control Type)



Video

<https://www.youtube.com/watch?v=c50L8IWUB2Y>

- It is a high-performance equipment which is developed by our own company. By adopting international advanced **CNC technology**, it's very **easy to operate**. Widely be used in leather shoes, sport shoes, leather out-sole, rubber out-sole, bags, wallets, gloves and exercise equipments ect.
- It can be operated by **Easy Control Function**.
(for Full Coating)

Model	ATS-E1020
Type	Air Spray Glue
Dimension	2200X1300X1000MM
Voltage	220V
Working Area	1000X2000mm
Axis	2 Axis (X, Y)
Working Speed	100mm/sec
Glue Width	8-60mm
Working Precision	0.1mm



Water , Solvent

Gluing Machine

컨베이어 이송 타입 (Conveyor Type)



Video

<https://www.youtube.com/watch?v=z6vnUa5YBP4>

- It is a high-performance equipment which is developed by our own company. By adopting international advanced **CNC technology**, it's very **easy to operate**. Widely be used in leather shoes, sport shoes, leather out-sole, rubber out-sole, bags, wallets, gloves and exercise equipments ect.
- It can be loading by **conveyor System**.


Model	ATS-C6080C
Type	Air Spray Glue
Dimension	1200X2000X1000MM
Voltage	220V
Working Area	600X800mm
Axis	2 Axis (X, Y, A)
Working Speed	100mm/sec
Conveyor	Moving Conveyor
Glue Width	8-60mm
Working Precision	0.1mm



Water , Solvent

Gluing Machine

컨베이어 이송 타입 (Conveyor & Vacuum Type)



Video

<https://www.youtube.com/watch?v=pAa6jniHK2I&t=1s>

- It is a high-performance equipment which is developed by our own company. By adopting international advanced **CNC technology**, it's very **easy to operate**. Widely be used in leather shoes, sport shoes, leather out-sole, rubber out-sole, bags, wallets, gloves and exercise equipments ect.

- It can be loading & Unloading by **conveyor & Vacuum System**.

Model	ATS-C6080CF
Type	Air Spray Glue
Dimension	1200X2000X1000MM
Voltage	220V
Working Area	600X800mm
Axis	2 Axis (X, Y, A)
Working Speed	100mm/sec
Conveyor	Moving Conveyor
Feeding	Vacuum Feeding
Glue Width	8-60mm
Working Precision	0.1mm



Water , Solvent

Hot Melt Gluing Machine

자동 핫멜트 글루머신 (스프레이 타입)



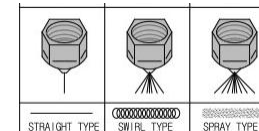
Video

<https://www.youtube.com/watch?v=QwPwPR0-5FY&t=3s>

- It is a high-performance equipment which is developed by our own company. By adopting international advanced **CNC technology**, it's very **easy to operate**. Widely be used in leather shoes, sport shoes, leather out-sole, rubber out-sole, bags, wallets, gloves and exercise equipments ect.

- It can **apply the Hot melt glue at ATH-6080**

Model	ATH-C6080
Type	Hot Melt Spray Glue
Dimension	1200X900X1000MM
Voltage	220V
Working Area	600X800mm
Axis	3 Axis (X, Y, Z)
Working Speed	100mm/sec
Suction	Vacuum
Glue Width	8-40mm
Working Precision	0.1mm



Hot Melt Gluing Machine

자동 핫멜트 글루머신 (볼 타입)



Video

<https://www.youtube.com/watch?v=QwPwPR0-5FY&t=3s>

- It is a high-performance equipment which is developed by our own company. By adopting international advanced **CNC technology**, it's very **easy to operate**. Widely be used in leather shoes, sport shoes, leather out-sole, rubber out-sole, bags, wallets, gloves and exercise equipments ect.


- It can **apply the Hot melt glue at ATH-6080**

Model	ATH-C6080B
Type	Hot Melt Balling Glue
Dimension	1200X900X1000MM
Voltage	220V
Working Area	600X800mm
Axis	3 Axis (X, Y, Z)
Working Speed	100mm/sec
Suction	Vacuum
Glue Width	8-10mm
Working Precision	0.1mm



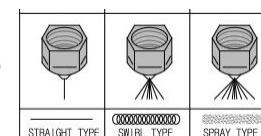
Hot Melt Gluing Machine

자동공급 & 컨베이어 이송용 (Spray nozzle)



- It is a high-performance equipment which is developed by our own company. By adopting international advanced **CNC technology**, it's very **easy to operate**. Widely be used in leather shoes, sport shoes, leather out-sole, rubber out-sole, bags, wallets, gloves and exercise equipments ect.
- It can be loading & unloading by **conveyor & Vacuum System**.

Model	ATS-C6080CF
Type	Hot Melt Balling Glue
Dimension	1200X2000X1000MM
Voltage	220V
Working Area	600X800mm
Axis	4 Axis (X, Y, A)
Working Speed	100mm/sec
Conveyor	Moving Conveyor
Feeding	Vacuum Feeding
Glue Width	8-10mm
Working Precision	0.1mm



Thank You

Auto & S.I

Jacky Yoon

윤 상용(尹祥容)
C.E.O

Mob : +84-090-8485-290

E-mail : jacky0809@hanmail.net

URL : www.autonsi.com

Automation Engineering – Machinery, Electronic, IT, S.I